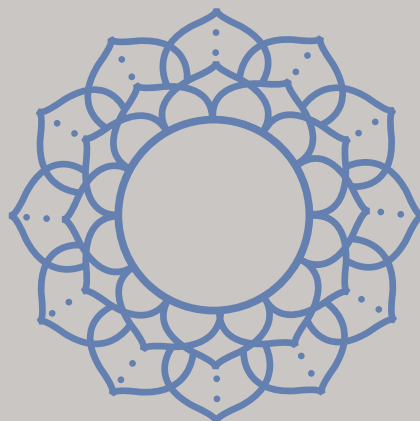


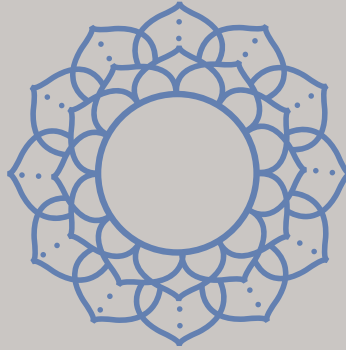


Unity Breath Meditation

The Unity Breath Meditation is a practice of connecting your inner self with the sacred elements of Earth, Water, Fire, and Air. It promotes a sense of connection between your being and the natural world. This meditation is best experienced in a quiet and peaceful space where you can fully focus on the elements within and around you.



Unity Breath Meditation



Instructions:

1. Find Your Space:

- Begin by finding a quiet and comfortable space where you won't be disturbed. Sit or lie down in a relaxed position. Close your eyes and take a few deep, calming breaths.

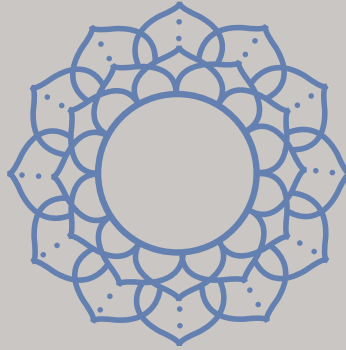
2. Center Yourself:

- Focus your attention inward. Let go of any distractions and become fully present in the moment. Feel your body and mind settling into a state of tranquility.

3. Earth Element:

- Visualize the Earth element. Imagine roots extending from your body deep into the Earth, anchoring you to its nurturing presence. Feel the stability and grounding energy of Earth.

Unity Breath Meditation



4. Inhale Earth:

- As you inhale, imagine drawing the essence of Earth up through your roots. Feel the strength, stability, and nurturing qualities filling your being. Hold this energy within.

5. Exhale Earth:

- As you exhale, release any tension or negativity. Let go of worries or fears. Visualize them flowing down through your roots and returning to the Earth, where they can be transformed and purified.

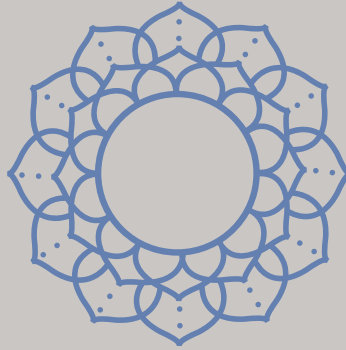
6. Water Element:

- Shift your focus to the Water element. Visualize a gentle stream of water flowing within you. Feel its soothing and adaptable qualities.

7. Inhale Water:

- Inhale deeply, drawing the essence of Water into your being. Sense the flow, adaptability, and emotional healing of this element. Hold this energy within.

Unity Breath Meditation



8. Exhale Water:

- Exhale slowly, releasing any emotional tension or resistance. Let go of anything that no longer serves you. Imagine it flowing out of you, carried away by the stream of Water.

9. Fire Element:

- Transition to the Fire element. Visualize a warm, glowing flame burning at your core. Sense its passion, transformation, and energy.

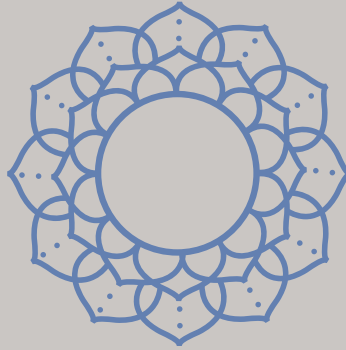
10. Inhale Fire:

- Inhale deeply, drawing the essence of Fire into your being. Feel its vitality, courage, and transformational power. Hold this energy within.

11. Exhale Fire:

- Exhale with intention, releasing any stagnation or self-doubt. Imagine the Fire element purifying and renewing your inner self, burning away limitations.

Unity Breath Meditation



12. Air Element:

- Direct your attention to the Air element. Visualize a gentle breeze circulating through your body, carrying clarity, communication, and freedom.

13. Inhale Air:

- Inhale slowly, drawing the essence of Air into your being. Feel its clarity, intellect, and the freedom to express yourself. Hold this energy within.

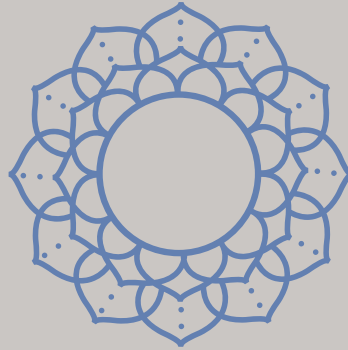
14. Exhale Air:

- Exhale gently, releasing mental clutter and anything that restricts your expression. Visualize the Air element sweeping away these obstacles, leaving your mind clear.

15. Unity and Connection:

- Now, bring your awareness to the unity of these elements within you. Feel the Earth's stability, Water's emotional flow, Fire's vitality, and Air's clarity all harmonizing within your being.

Unity Breath Meditation



16. Take a Moment:

- Remain in this state of unity for as long as you wish. Breathe deeply and feel the connection between your inner self and the sacred elements.

17. Closing:

- When you're ready, slowly open your eyes and express gratitude for the elements, yourself, and the natural world. Carry this sense of unity and connection with you throughout your day.